



### Features

The KRM Channel is a linear aluminum extrusion that has been designed to fit many recess-mount LED lighting needs. The discrete profile and neutral finish allow for the perfect fit in multiple mounting surfaces for any application. Channels come with specified Mounting Clips and End Caps.

#### Finish

Silver anodized, White, Black, Bronze

#### Diffuser Lens

Polycarbonate, snap-in-place, UV resistant

#### Mounting

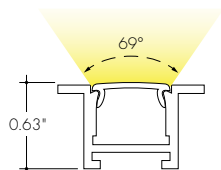
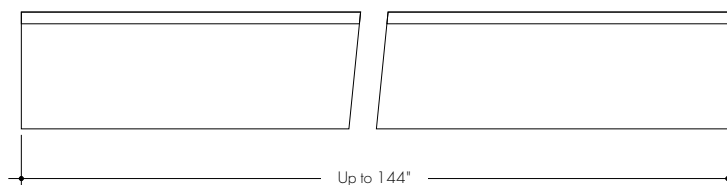
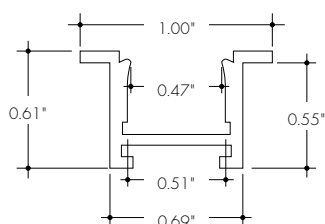
Multiple mounting clips

#### Warranty

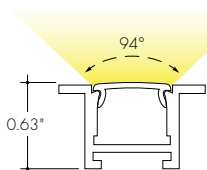
7 Years

**Declare.**  **MADE IN U.S.A.**

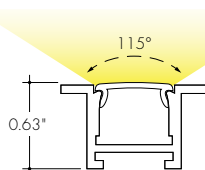
### Product Dimensions



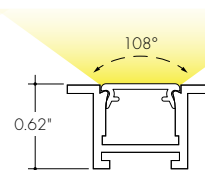
Clear Lens



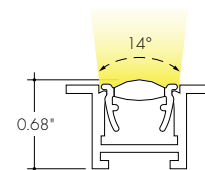
Half-Frosted Lens



Frosted Lens



Flat Frosted Gel Lens



Narrow Beam Grazer Lens

### INCLUDED MOUNTING ACCESSORIES

EXTRUSION LENGTH	HARD SURFACE	GYPSON SURFACE	ENDCAP PAIR
48"	2	6	1
72"	3	6	1
96"	4	8	1
120"	5	10	1
144"	5	10	1

Each pair of endcaps includes 2x H3 (no wire feed hole) end caps where applicable. Additional endcaps and mounting clips are available for purchase.

### TRANSMISSION PERCENTAGE (COMPARED TO LED TAPE WITHOUT CHANNEL)

LENS	TRANSMISSION %
Clear	82%
Half Frosted	65%
Narrow Beam Grazer	56%
Flat Frosted	47%
Frosted	51%

See LED tape spec sheet for lens dotting characteristics & compatibility  
Use complete Dotting Chart Tool online for more dotting information ([Link](#))

### Ordering code

MODEL	LENGTH	LENS	MOUNTING <sup>2</sup>	FINISH <sup>4</sup>
KRMC - KRM Channel <sup>1</sup>	48 - 48" 72 - 72" 96 - 96" <sup>3</sup> 120 - 120" <sup>3</sup> 144 - 144" <sup>3</sup>	C - Clear HF - Half-Frosted F - Frosted GR - Narrow Beam Grazer FF - Flat Frosted	HS - Hard Surface Mounting Bracket GS - Gypsum Surface Mounting Bracket	<div>BASE</div> <div>SA - Silver Anodized</div> <div>POWDER COATED</div> <div>BK - Black BZ - Bronze WH - White</div>

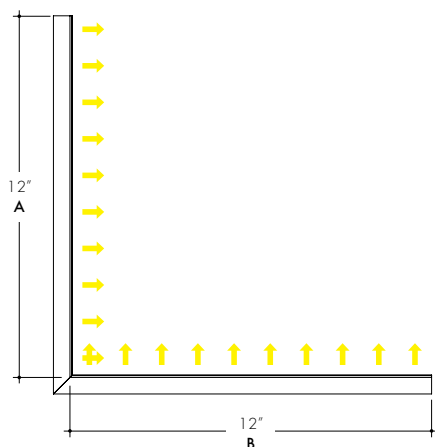
1 - End Caps are included with channel, two of H3(no hole). Order additional End Caps as necessary.  
2 - Mounting Clips are included with channel. Refer to chart above for provided mounting clip quantities.  
Order additional Mounting Clips as necessary.

3 - For Channels and Lenses over 96", incremental shipping charges will apply.  
4 - Non SA finishes may have extended lead times. Custom RALs are available, please consult Inside Sales with specific request.

## Kendo M Recessed Channel Corner Options

### KRMC-IC-90-12-12

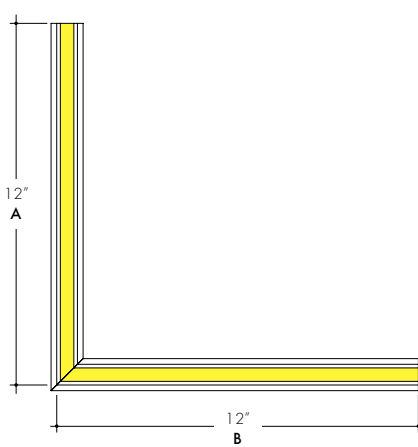
Inner Corner



Dimensions measured for the length of the outer (longer) length or the recessed needed

### KRMC-FC-90-12-12

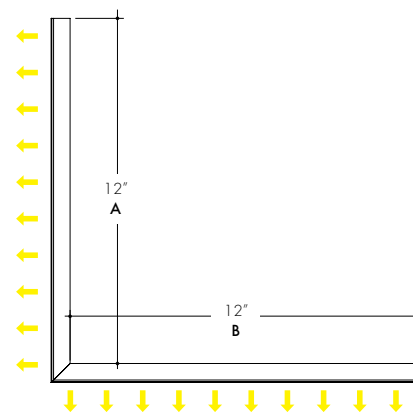
Flat Corner



Dimensions measured for the length of recessed needed

### KRMC-OC-90-12-12

Outside Corner



Dimensions measured for the length of recessed needed

## Ordering Code

MODEL	CORNER TYPE	CORNER ANGLE	LENS	MOUNTING <sup>2</sup>	FINISH <sup>3</sup>
KRMC-Kendo M Recessed Channel <sup>1</sup>	IC-Inner Corner FC-Flat Corner OC-Outer Corner	90-90°	C-Clear HF-Half-Frosted F-Frosted GR-Narrow Beam Grazer FF-Flat Frosted	HS-Hard Surface Mounting Bracket GS-Gypsum Surface Mounting Bracket	<div>BASE</div> <div>SA-Silver Anodized</div> <div>POWDER COATED</div> <div>BK-Black</div> <div>BZ-Bronze</div> <div>WH-White</div>

<sup>1</sup> - End Caps are not included with channel, order End Caps as necessary.

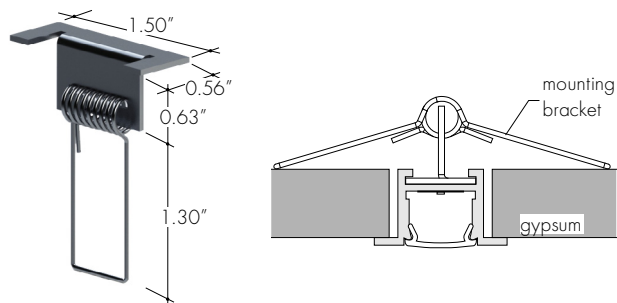
<sup>2</sup> - 2 Mounting Clips are included with each corner. Order additional Mounting Clips as necessary.

<sup>3</sup> - Powder Coat finishes may have extended lead times. Custom RALs are available, please consult Inside Sales with specific request.

## Mounting Brackets

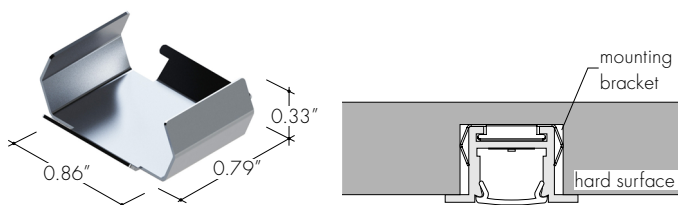
### MB-KRMSC-G

Stainless Steel Gypsum Surface Mounting Bracket  
-GS



### MB-KRMSC-H

Stainless Steel Hard Surface Mounting Bracket  
-HS

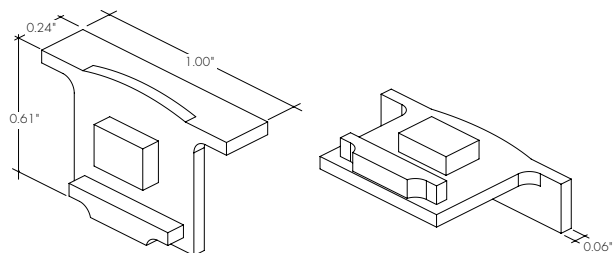


All Channels come with a specified set of Mounting Clips and End Caps, see Ordering Code for details. Order additional Mounting Clips and EndCaps as necessary.

## End Caps

### EC-KRMC-F-H3-XX

Kendo M Recessed End Cap



XX	Color
SA	Silver Anodized
WH	White
BK	Black
BZ	Bronze

