

LETO 2 Wet



LETO 2 Wet - Wet Rated Recessed Down Light with Acrylic Trim. Leto 2, a square recessed LED fixture with design flare, incorporates both design and functionality. Its small round aperture permits refined glare control and precision light distribution.

Ordering Code

Fixture	674					
	1	2	3	4	5	6
Driver		674			--	--
	1	2	3	4	5	6

Product Specifications

SAMPLE: Fixture **675 - A90 - 618 - 27 - 07 - 01** | Driver **910 - 675 - STD - 120 - A90 - 07**

1 - Model	2 - LED	3 - Reflector	4 - CCT	5 - Lumen	6 - Finish	1 - Housing Style
674 • Leto 2 Wet	A90 • 93+ CRI Accuracy	618 • 18° 630 • 30° 645 • 45° 660 • 60°	25 • 2500K 27 • 2700K 30 • 3000K 35 • 3500K 40 • 4000K 65 • 6500K	07 • 700 (6.1W) 10 • 1000 (9.1W) 15 • 1500 (14W) 20 • 2000 (19.8W) 30 • 3000 (29.4W)	01 • White 02 • Black 08 • Silver XX • Custom	910 • Remote 915 • New Construction
2 - Model	3 - Driver	Dim Level	Dim Level	4 - Voltage	5 - LED	6 - Lumen
674 • Leto 2 Wet	STD • Non Dimming LCS • 0 - 10 Volt Protocol DIM • Phase* ¹ ELDOLC • EldoLED 0 - 10 Volt DALI • Dali Protocol	N/A 1% 1% 0.1% 0.1%	LUTES • Hilume Ecodigital LUT2W • 2 Wire for phase* ¹ DMX • SENSO EMG • Emergency Driver* ^{2/3} CSMB • Casambi Wireless Control* ^{2/3}	1% 1%	120 • 120V 277 • 277V 347 • 347V* ⁴	Same as Fixture Same as Fixture

*1 120V only

*2 Requires remote housing

*3 Specified separately

*4 Not available with ELDO, Lutron or DMX

Project : _____
Quantity : _____
Type : _____
Notes : _____



Photometrics

Senso's in-house photometric testing ensures that our lighting design can match your needs precisely. Our Goniophotometer and testing lab produces on-demand photometry files based on any specified fixture, including LM-79 Test reports, IES Files, and CRI/CCT measurements. See Sensolighting.com for more information.

**Full photometric Reports and IES files available for every configuration*

Color Metrics

TM 30-15

Our clients deserve the best information possible about their lighting choices. That's why Senso has invested in the Illuminating Engineering Society (IES) TM 30-15, a new system that measures an LED light source's color rendering properties. Using Senso's state-of-the-art goniophotometer, this method identifies the optimal light source for your project and helps evaluate the trade-offs between efficacy and color rendering. Senso can provide TM 30-15 data for all of our products.

**Full Color Metric Info Available at Sensolighting.com*

LED Module Performance

Output: Up to 109 lumen/Watt

Efficacy: Color consistency within a 3-MacAdam Ellipse

CCT: 2500K - 6500K

Color Rendering: 93+ CRI

Min. R Values: R⁹ - 60 R¹ - 90 R⁹ - 100

Driver and Power Consumption

Dimming: 1% dimming standard with 0.1% option
Casambi wireless control available

Ripple: Industry leading Low ripple

Efficiency: Power Factor >0.9

Efficiency over 85%

Class 2 output for safety

Installation: Remote mounted

Lumen Option	700lm	1000lm	1500lm	2000lm	3000lm
Fixture Wattage	6.1W	9.1W	14W	19.8W	29.4W
Delivered Lumen	664lm	984lm	1478lm	2021lm	3027lm

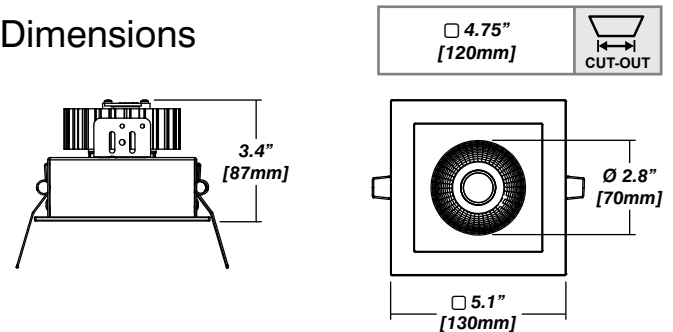
Installation

- For new and retrofit installations
- Holds in place with two spring clips
- Simple connection between fixture and driver via quick connect

Construction / Finish

- Custom finishes are available
- Cast Aluminum Trim and Steel Casing
- Made in Canada

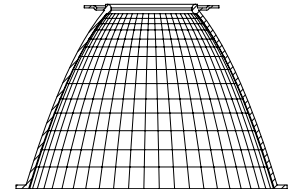
Dimensions



Reflector

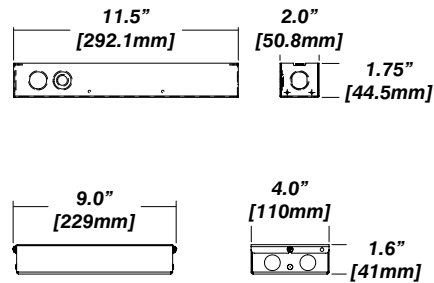
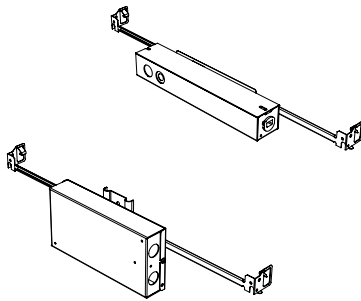
Faceted Reflector

Senso metal spun reflectors for function, low glare and efficiency



Standard Senso Housing - 910

Dimension



Included

Unless specified otherwise, this is provided as standard

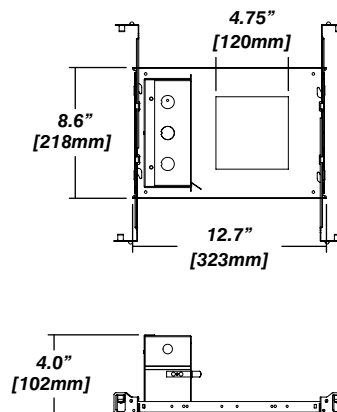
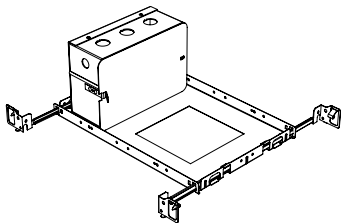
- Bar hanger** • Length: from 14-3/16" to 26"
- Driver with enclosure** • Galvanized steel enclosure
- Security wire** • Flexible aircraft cable, 12" long
- Easy to clip snap body included

* driver can be installed either:

(A) laying on top of ceiling. (B) mounted to the bar hanger and fixed to the ceiling. (C) remote from the fixture, with the bar hanger still used if desired to secure the fixture

New Construction - 915

Dimension

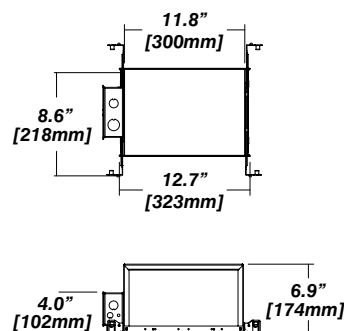
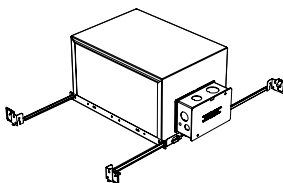


Included

- Plaster Frame** • Galvanized steel construction with cut-out to
- Bar hanger** • Length: from 14-3/16" to 26"
- Security wire** • Flexible aircraft cable, 12" long
- Easy to clip snap body included

IC Housing - 920

Dimension



Included

- IC Housing** • Galvanized steel construction
- Airtight
- Includes gasketed junction box
- Plaster Frame** • Galvanized steel construction
- Bar hanger** • Length: from 14-3/16" to 26"

Note: Lumen output cannot exceed 1500lm