


Features



The Wall + Channel linear aluminum extrusion has been designed to fit many LED lighting needs. Varies Lengths and lens options allow for great flexibility and adaptability for any application. Extrusion and diffuser lens are also field cuttable. Substantial aluminum mass in profile provides excellent heat sink for high power LEDs.

Finish

Silver anodized, White, Black, Bronze

Diffuser Lens

Polycarbonate, snap-in-place, UV resistant

Mounting

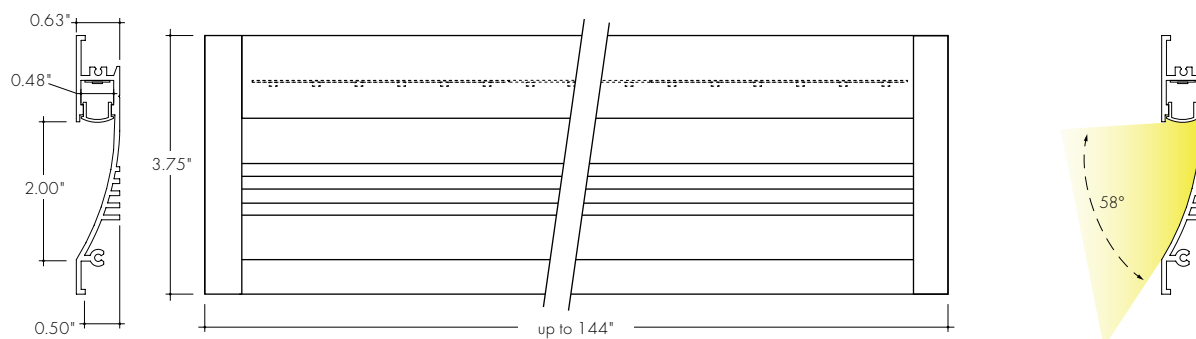
Multiple mounting clips

Warranty

7 Years

Declare.  **MADE IN U.S.A**

Product Dimensions



INCLUDED MOUNTING ACCESSORIES

EXTRUSION LENGTH	GYPSUM SURFACE	ENDCAP PAIR
48"	4	1
72"	5	1
96"	6	1
120"	7	1
144"	9	1

Each pair of endcaps includes 2x H4 (no wire feed hole) end caps where applicable.
Additional endcaps and mounting clips are available for purchase.

TRANSMISSION PERCENTAGE (COMPARED TO LED TAPE WITHOUT CHANNEL)

LENS	TRANSMISSION %
Frosted Lens	65%

See LED tape spec sheet for lens dotting characteristics & compatibility
Use complete Dotting Chart Tool online for more dotting information ([Link](#))

Ordering code

MODEL	LENGTH	LENS	MOUNTING ²	FINISH ⁴
WPC - Wall+ Channel ¹	48 - 48" 72 - 72" 96 - 96" ³ 120 - 120" ³ 144 - 144" ³	F - Frosted	GS - Gypsum Surface Mounting Bracket	BASE SA - Silver Anodized POWDER COATED BK - Black BZ - Bronze WH - White

1 - End Caps are included with channel, two of H4. Order additional End Caps as necessary.

2 - Mounting Clips are included with channel. Refer to chart above for provided mounting clip quantities. Order additional Mounting Clips as necessary.

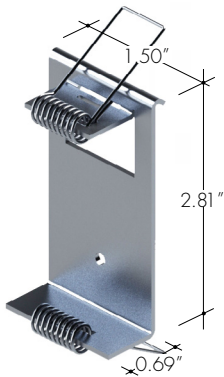
3 - For Channels and Lenses over 96", incremental shipping charges will apply.

4 - Non SA finishes may have extended lead times. Custom RALs are available, please consult Inside Sales with specific request.

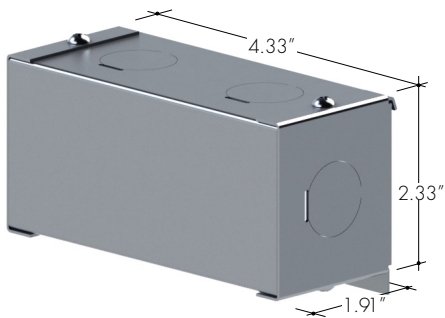
All Channels come with a specified set of Mounting Clips and End Caps, see Ordering Code for details. Order additional Mounting Clips and End Caps as necessary.

Accessories


MB-WPS-S
Stainless Steel Gypsum Surface Mounting Bracket
-GS



JB-KC-S
Metal electrical box



EC-WPC-H4-XX
End cap



XX	Color
SA	Silver Anodized
WH	White
BK	Black
BZ	Bronze

